

DUPLO WC 199

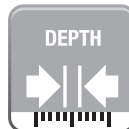
Article number:

T02-2113-0250

EAN-Code:

8681282615766

Extremely thin concealed cistern, suitable for areas where small installation depth is required. A nice selection of flushing plates gives you many possibilities of combinations.



INSTALLATION METHOD

Installation in prefabricated walls, pre-wall installation in dry walls, universal installation into solid walls

PROPERTIES

Supporting, blue powder coated WC element, square profile 30x30 mm with pre-assembled 199 UP concealed cistern

Frontal flushing, for dual flushing (3/6 L)

Flush volume adjustable (large flush 4-7 L, small flush 2-3 L)

Pre-assembled wall brackets and adjustable feet (0-200 mm)

Water connection - top center

Fully insulated against condensation

SPECIAL FEATURES

Quiet Hydraulic Fill valve (Noise class 1 ISO 3822)

Depth adjustable drain elbow (+/-20 mm)

PRODUCT CONTAINS

Concealed cistern equipped with pre-installed stop valve – top center

Water connection G 1/2

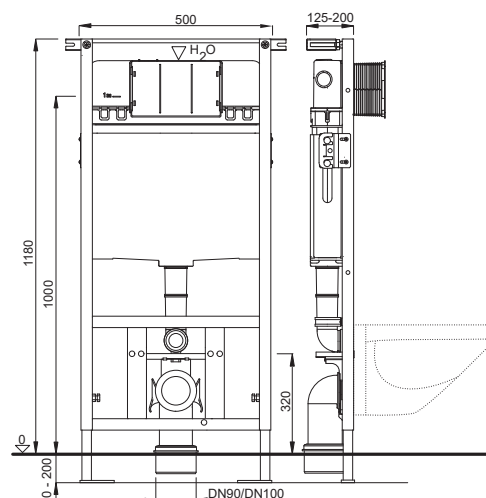
PE drain elbow Ø 90 mm with seal

PE adapter Ø 90 / 110 mm with seal

Complete installation and fixing material

PACKING

Pallet: 20 Pcs



MODELS OF FLUSHING PLATES

VELA



White



Matt chrome



Bright chrome



Black



White + Gold Ring



White + Glossy
Chrome Ring



Black + Gold Ring



Black + Glossy
Chrome Ring



Matt white



Gold


PLUTO



White



Matt chrome



Bright chrome




Black




Gold

CERES



White



White matt



Bright chrome




Matt chrome



Black matt

METIS



White



Matt chrome



Bright chrome



Black

VENTUS



White



Matt chrome



Bright chrome

MAGNUS



STEEL
Stainless steel



GLASS
White



GLASS
Black